



1 2 0 0 x 1 8 0 0

GLOSSY COLLECTION

I C O N I C

H M E

2022-2023

S P A C E

BRIGHT TILES

1200  
X1800 MM

WE REINVENTED MARBLE



# BAND OF COLOURS

## GLOSSY COLLECTIONS

Floors and walls draw inspiration from the most precious marble, specially selected to give an exclusive look to contemporary spaces. Aesthetics and technology blend in Seron tiles, where the beauty of marble, the noble stone par excellence, gains innovative textures and decorations.



The colours in the collection are warm, welcoming and of mild shades. They are contemporary and chic those are well-suited to any space they will be equipped in.





## GLOSSY

Combining minimalism  
with hints of the modernist

BRIGHT TILES

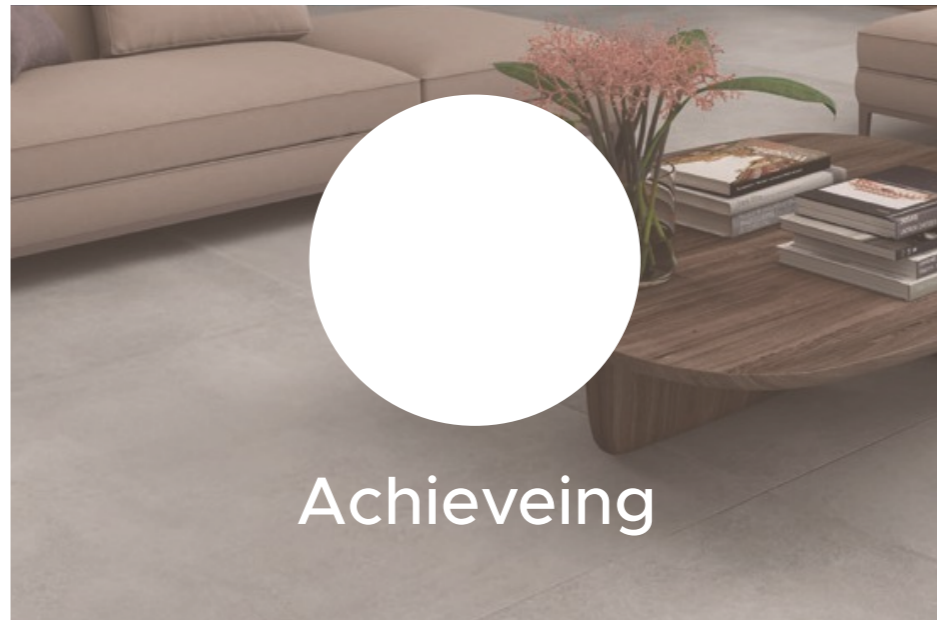
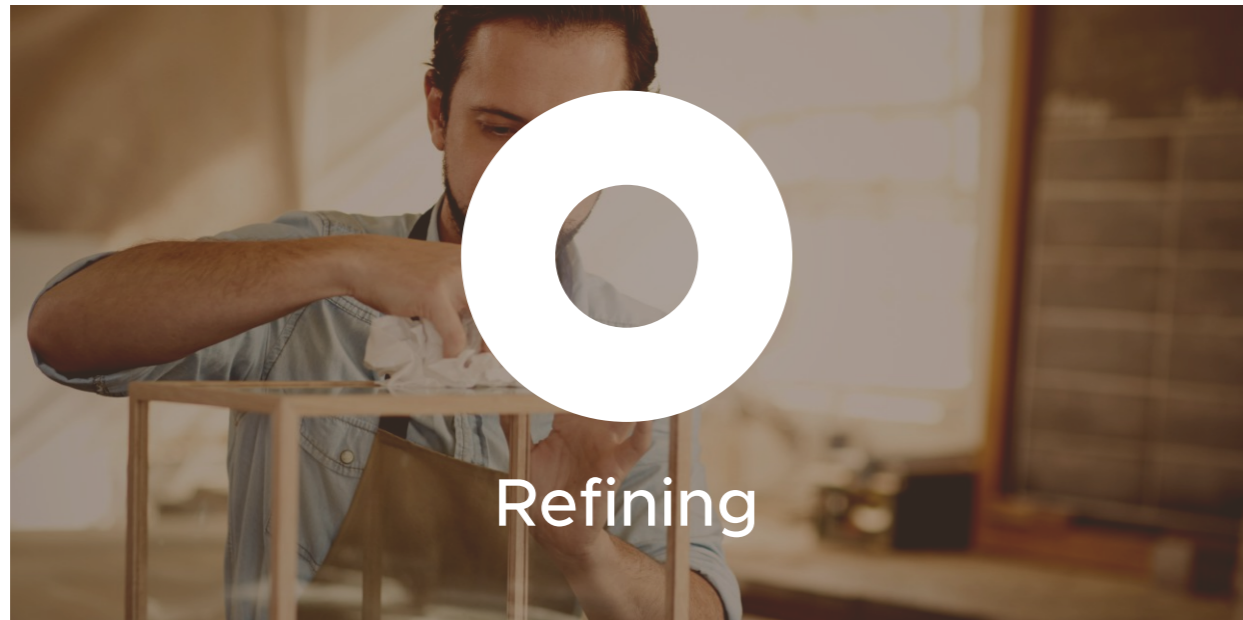
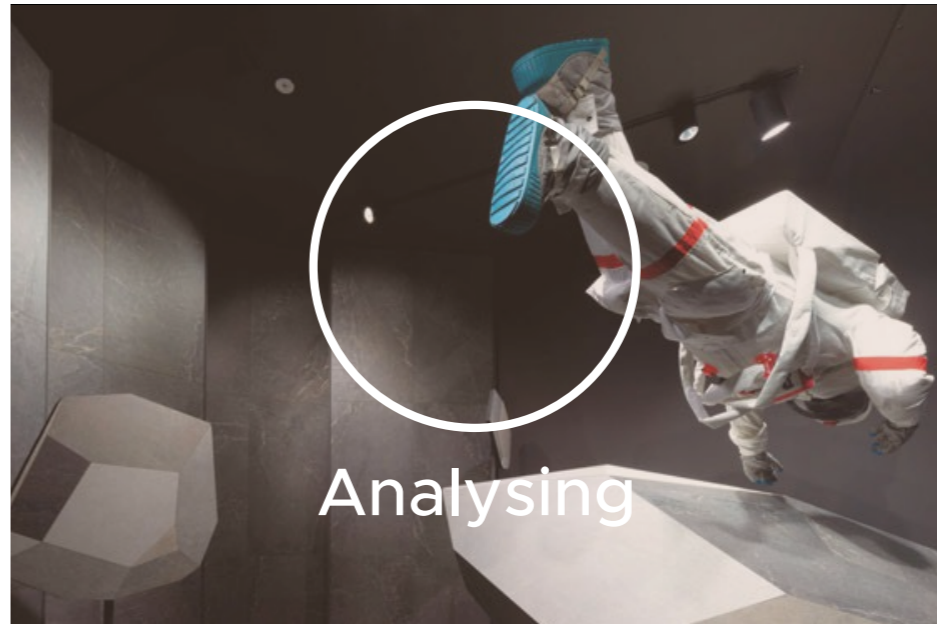
*Beauty lies*

WE REINVENTED MARBLE

**1200X1800  
MM**



**WHEN CREATIVITY  
MEETS PERFORMANCE**



Perfect  
synthesis  
of  
visionary  
design  
and  
technological  
performance



MULTI PURPOSE  
*Easily set*  
APPLICATION SURFACE



# INDEX OF CONTENT



ELYSIUM  
GREY



BRECCIA  
SILVER



EMIL  
THUNDER



BOTTOCHINO  
FLORITO



BRECCIA  
SIMLESS




ALEXA  
GRAY



ONYX  
LIGHT



AZURO  
RIVER



OTHELLO  
BEIGE



GOLDWIN  
COSTA



METAL  
MAGIC



SATVARIO  
CROWN



SYDNEY  
WHITE



TORCYLANO  
(BOOKMATCH)



LYCOS  
BEIGE



ONYX  
GRAY



BELGIUM  
BOTTOCHINO



CRAZY  
CARARA



GALAXY  
GRAY



ALEXA  
CREMA



ANTIQUE  
BEIGE



ANTIQUE  
GREY



ARMANI  
UMBER



BOSCO  
GRAY




BRECCIA  
EVA



BRECCIA  
MARINO



COCO  
MARFIL



ELEGANCE  
BROWN




ELYSIUM  
LUX



ELYSIUM  
WHITE



EMILE  
CREMA



FUSION  
BLUE



IRIS  
BEIGE




KATNI  
BEIGE



MIAMI  
BEIGE



MOULDY  
ONYX



PIETRA  
ABLONE



PIETRA  
BEIGE




ROCCELA



SCREPLATO  
NEO



ULTRA  
SATVARIO



VOLGA  
CARRARA










# Elysium Grey

**Size** 1200X1800 MM

**Thickness** 9 MM

**Random** 03



Flexible Body









## Breccia Silver

**Size** 1200X1800 MM

**Thickness** 9 MM

**Random** 03



Flexible Body









# Emil Thunder

**Size** 1200X1800 MM

**Thickness** 9 MM

**Random** 03



Flexible Body









## Bottochino Florito

**Size** 1200X1800 MM

**Thickness** 9 MM

**Random** 03



Flexible Body









## Breccia Simless

**Size** 1200X1800 MM

**Thickness** 9 MM

**Random** 03



Flexible Body









## Alexa Gray

**Size** 1200X1800 MM

**Thickness** 9 MM

**Random** 03



Flexible Body







## Onyx Light

**Size** 1200X1800 MM

**Thickness** 9 MM

**Random** 03




Flexible Body









Bright  
Tiles

NEW

## Azuro River \*

**Size** 1200X1800 MM

**Thickness** 9 MM

**Random** 02



Flexible Body

TECHNO  
MARBLE









## Othello Beige

**Size** 1200X1800 MM

**Thickness** 9 MM

**Random** 03



Flexible Body









## Goldwin Costa

**Size** 1200X1800 MM

**Thickness** 9 MM

**Random** 03



Flexible Body





M.ONE  
Beauty of The Fashion

← EXIT

M.ONE

of The Fashion

← EXIT





## Metal Magic \*

**Size** 1200X1800 MM

**Thickness** 9 MM

**Random** 03



Flexible Body





**SATVARIO CROWN**





## Satvario Crown

**Size** 1200X1800 MM

**Thickness** 9 MM

**Random** 03




Flexible Body










## Sydney White

**Size** 1200X1800 MM

**Thickness** 9 MM

**Random** 03



Flexible Body









## Torcylano

**Size** 1200X1800 MM

**Thickness** 9 MM

**Random** 03

Bookmatch



Flexible Body









# Lycos Beige

**Size** 1200X1800 MM  
**Thickness** 9 MM  
**Random** 03




Flexible Body










# Onyx Gray

**Size** 1200X1800 MM  
**Thickness** 9 MM  
**Random** 03



Flexible Body





RECEPTION

РЕСЕПШН





## Belgium Bottochino

**Size** 1200X1800 MM

**Thickness** 9 MM

**Random** 03



Flexible Body










## Crazy Carara

**Size** 1200X1800 MM

**Thickness** 9 MM

**Random** 03



Flexible Body



**Hurricane  
Harry's  
Bar**

**BAR**







## Galaxy Gray

**Size** 1200X1800 MM

**Thickness** 9 MM

**Random** 03



Flexible Body









## Alexa Crema

**Size** 1200X1800 MM

**Thickness** 9 MM

**Random** 03



Flexible Body









## Antique Beige

**Size** 1200X1800 MM

**Thickness** 9 MM

**Random** 03



Flexible Body









## Antique Grey

**Size** 1200X1800 MM

**Thickness** 9 MM

**Random** 03




Flexible Body









## Armani Umber \*

**Size** 1200X1800 MM

**Thickness** 9 MM

**Random** 02




Flexible Body









## Bosco Gray

**Size** 1200X1800 MM

**Thickness** 9 MM

**Random** 03



Flexible Body









Bright  
Tiles

NEW

## Breccia Eva

**Size** 1200X1800 MM

**Thickness** 9 MM

**Random** 02



Flexible Body

TECHNO  
MARBLE









## Breccia Marino

**Size** 1200X1800 MM

**Thickness** 9 MM

**Random** 03



Flexible Body



# Departures

↓ Gate A01 to A10

↓ Gate B11 to C20

↓ Gate C20 to C30

DEPARTURES 18:13					
TIME	CARRIER	FLIGHT	TO	GATE	REMARKS
18:05	AF	997	BERNE	5	TERMINAL 3
18:12	EW	104	SOFIA	5	CHECK-IN 4
18:30	W6	170	BUDAPEST	4	
18:51	CA	146	COPENHAGEN	5	TERMINAL 3
19:21	W6	156	TALIN	6	TERMINAL 3
19:20	W6	106	ULAN-BATOR	12	
19:00	W6	228	TALLINN	7	GATE OPEN

TIME	CARRIER
18:05	AF
18:12	EW
18:30	W6
18:51	CA
19:20	W6
19:20	W6
19:00	W6



↑ Gate C30 to C30  
C916

↑ Gate B11 to C50  
C916

↑ Gate A01 to A10  
C916





## Coco Marfil

**Size** 1200X1800 MM

**Thickness** 9 MM

**Random** 03





Flexible Body









## Elegance Brown \*

**Size** 1200X1800 MM

**Thickness** 9 MM

**Random** 02



Flexible Body









## Elysium Lux

**Size** 1200X1800 MM

**Thickness** 9 MM

**Random** 03



Flexible Body









NEW

## Elysium White

**Size** 1200X1800 MM

**Thickness** 9 MM

**Random** 03



Flexible Body









## Emile Crema

**Size** 1200X1800 MM

**Thickness** 9 MM

**Random** 03




Flexible Body










## Fusion Blue \*

**Size** 1200X1800 MM

**Thickness** 9 MM

**Random** 03



Flexible Body









## Iris Beige

**Size** 1200X1800 MM

**Thickness** 9 MM

**Random** 03



Flexible Body









Bright  
Tiles

NEW

## Katni Beige

**Size** 1200X1800 MM

**Thickness** 9 MM

**Random** 03



TECHNO  
MARBLE



Flexible Body









## Miami Beige

**Size** 1200X1800 MM

**Thickness** 9 MM

**Random** 03



Flexible Body










## Mouldy Onyx

**Size** 1200X1800 MM

**Thickness** 9 MM

**Random** 03



Flexible Body









## Pietra Ablone

**Size** 1200X1800 MM

**Thickness** 9 MM

**Random** 03



Flexible Body









## Pietra Beige

**Size** 1200X1800 MM

**Thickness** 9 MM

**Random** 03



Flexible Body









Bright  
Tiles



# Roccela

**Size** 1200X1800 MM

**Thickness** 9 MM

**Random** 03



Flexible Body

TECHNO  
MARBLE









## Screplato Neo

**Size** 1200X1800 MM

**Thickness** 9 MM

**Random** 03



Flexible Body









## Ultra Satvario

**Size** 1200X1800 MM

**Thickness** 9 MM

**Random** 03




Flexible Body










## Volga Carrara

**Size** 1200X1800 MM

**Thickness** 9 MM

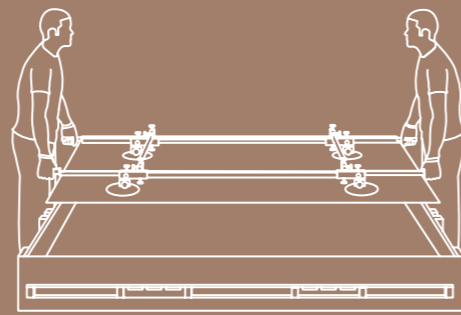
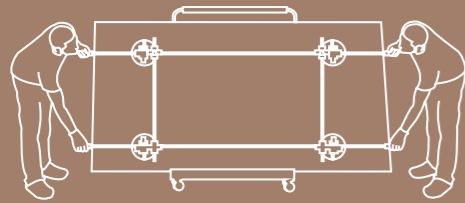
**Random** 03




Flexible Body



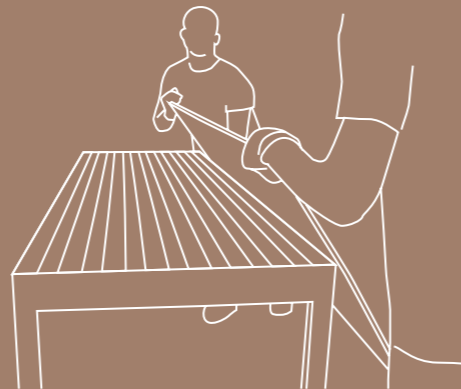
## THE MOVEMENT OF THE SLAB



## RAISING THE SLAB ON THE BENCH



✗ INCORRECT

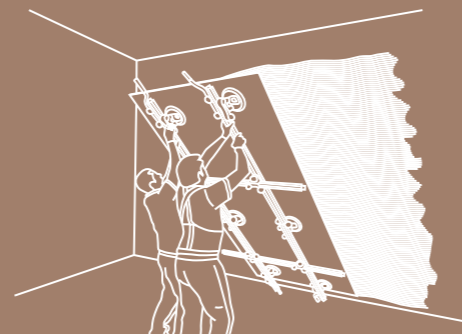


✓ CORRECT

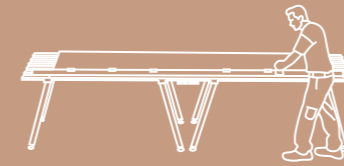
## FIXING THE SLAB INTO THE WALL



✗ INCORRECT



✓ CORRECT




## CUTTING WITH DIAMOND DISCS

Our products can be cut using diamond discs fitted onto the hand-held electrical grinding machine. The speed of Disc rotation must be high (>10000 RPM) and should have a low feed rate (< 1 m/min). It may be required to cool the disc with water. Recommended discs are the thin types generally used for cutting porcelain stoneware. The surface should be kept on a FLAT base while cutting without any gap underneath


## DRILLING

You can use cutting discs fitted to battery-operated screwdrivers or angle grinders, electrical drills as an alternative



## INTERNAL CUT / L-SHAPED CUT

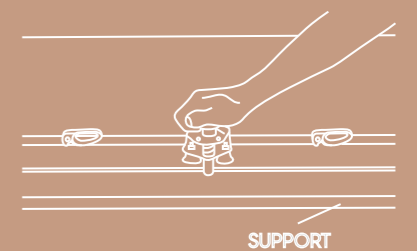
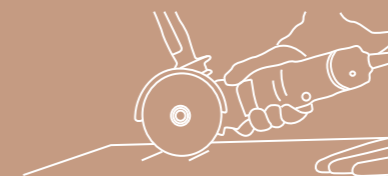
To get internal and L-shaped corners & to reduce the risk of breakage, round off the vertex of the internal corner using bits with a radius of at least 5mm. Then cut with diamond discs, be cautious to stop moving the cutting tool forward. To drill and cut using diamond discs, follow the instructions provided above.



## WHEN USING THESE TOOLS:

- Cool the point being drilled with water
- Don't put too much pressure and bear in mind the resistance of the type of laminated stoneware you are working on
- If you are using tungsten bits, start drilling at a low speed
- If you are using drills or screwdrivers, do not select hammering mode

## EDGE-FINISHING





## INSTRUCTIONS FOR MANUAL INSTALLATION

SINGLE LAYER METHOD



DOUBLE-LAYER METHOD



COMPRESSING THE TILE



## IMPORTANT

All cutout corners must have a minimum diameter of 1/4". Never leave 90° angles. We recommend radiuses of more than 1/4" when the kitchen the design allows as it makes the countertop firmer.



✓ CORRECT



✗ INCORRECT



✗ INCORRECT



✗ INCORRECT

## CLEANING & MAINTENANCE

Our products are non porous (due to their high quality raw materials, stringent production parameters and state of the art technology), hence any dust or deposited waste cannot penetrate the surface.

For most cases only a damp cloth is sufficient for cleaning.

Regular cleaning highlights the aesthetic features of the surface and gives it exceptional shine.

For highly aggressive cleaning caused by some common food and substances follow the table below.

TYPE OF STAIN	CHEMICAL PRODUCT	EXAMPLE
Grease	Alkaline - Solvent	Detergent
Oil	Solvent	Ammonia, Backing Soda
Ink	Oxidant - Solvent	Alcohol, Liquid Bleach, Nail Paint Remover
Rust	Acid	Hydrochloric Acid, Vinegar, Red Harpic
Lime	Acid	Descaling Reagent, Hydro Chloric Acid
Cement	Acid	Hydro Chloric Acid
Wine	Alkaline	Ammonia, Liquid Bleach
Coffee	Alkaline - Solvent	Ammonia, Liquid Bleach
Rubber	Solvent	Alcohol, Thinner
Plaster	Acid	Hydro Chloric Acid
Candle Wax	Solvent	Alcohol, Thinner
Iodine	Oxidant	Liquid Bleach
Blood	Oxidant	Liquid Bleach
Ice Cream	Alkaline	Liquid Bleach

Note: It is recommended that any kind of stain needs to get clean immediately / as soon as possible.

## TECHNICAL SPECIFICATIONS

CHARACTERISTIC	STANDARD AS PER ISO-13006/2018 En14411 gr.bla	VALUE	TEST METHOD
Regulatory Properties			
Deviation in Length & Width	±0.5%	±0.2%	ISO 10545-2
Deviation in Thickness	±5%	±5%	ISO 10545-2
Straightness of Sides	±0.5%	±0.2%	ISO 10545-2
Rectangularity	±0.5%	±0.2%	ISO 10545-2
Surface Flatness	±0.5%	±0.3%	ISO 10545-2
Colour Difference	ΔE<1.00	ΔE<0.30	ISO 10545-16
Glossiness	As per Mfg.	As Per Mfg.	GlossMeter
Structural Properties			
Water Absorption	≤0.5 %	≤0.3 %	ISO 10545-3
Apparent Density	As Per Mfg.	>2.20 g/cc	ISO 10545-3
Massive Mechanical Properties			
Modulus of Repture	Min. 35N/mm <sup>2</sup>	Min. 40N/mm <sup>2</sup>	ISO 10545-4
Breaking Strength	Min. 1300 N	Min. 2000 N	ISO 10545-4
Impact Resistance	As per Mfg.	Min. 0.55	ISO 10545-4
Surface Mechanical Properties			
Surface Abrasion Resistance	As per Mfg.	Min. class 3	ISO 10545-7
Moh's Hardness	As per Mfg.	Min. class 4	BS EN 15771
Thermo Hygrometric Properties			
Frost Resistance	As Per Mfg.	Frost Proof	ISO 10545-12
Thermal Shock Resistance	Min. 10 Cycle	Min. 10 Cycle	ISO 10545-9
Moisture Expansion	Max. 0.6mm/m	Max. 0.02mm/m	ISO 10545-10
Thermal Expansion	Max. 9.0 x 10 <sup>-6</sup>	Max. 6.0x10 <sup>-6</sup>	ISO 10545-8
Chemical Properties			
Chemical Resistance	As Per Mfg.	No Damage	ISO 10545-13
Stain Resistance	Resistant	Resistant	ISO 10545-14
Safety Properties			
Slip Resistance	As per Mfg.	N. A.	DIN 51130
Fire Resistance	As per Mfg.	Fire Proof	N. A.

## PACKING DETAILS

Dimension ( mm )	No. of PC's/Box	Square Feet	Weight ( Approx )
1200x1800mm	2 Pcs.	46.5 Sq. Feet	90* Kg.



Bright  
Tiles

BRIGHT TILES

*Thank you*

A PERFECT MARBLE